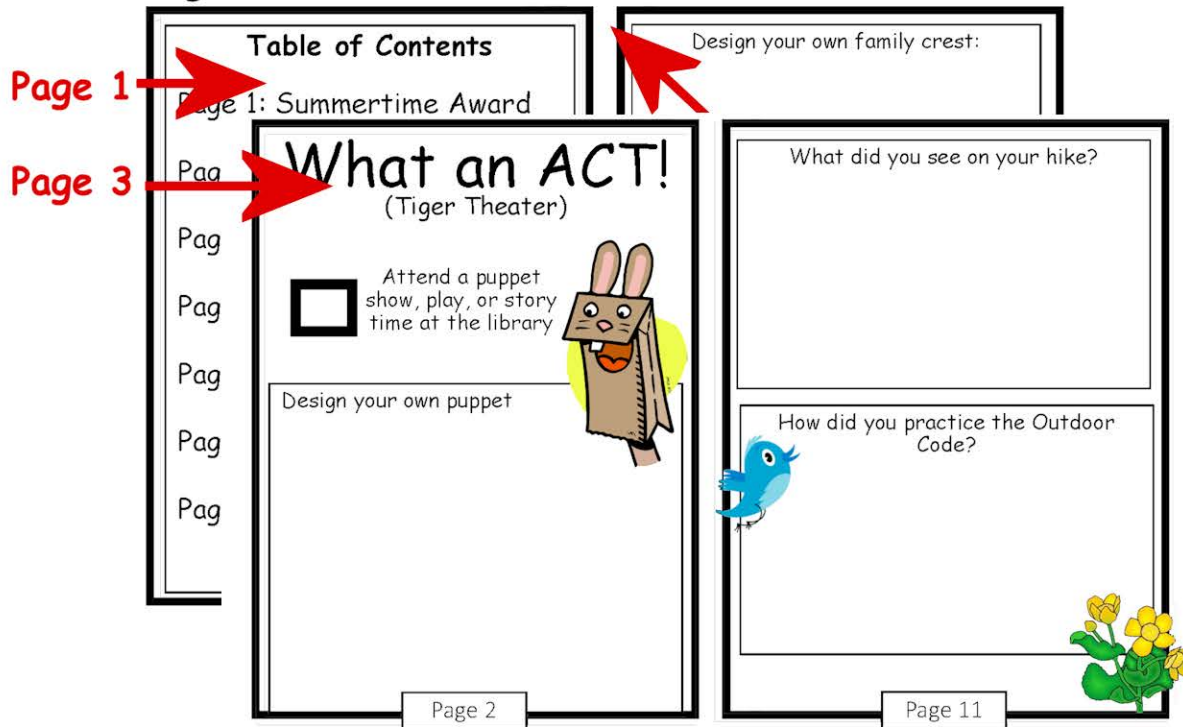


Instructions

Fill in your pack events for June, July, and August on the Summertime Pack Award page. Print pages 2-3 of this document, double-sided print (flip on long side) to put the pages that should be back to back correctly together. Cut out carefully on the thin dotted line down the middle of the page.

Assemble the book, fold, and staple down the spine. The pages should go together something like this:



Note to Parents

When delivering these summer passports to the parents in the pack, let them know that this is just a "taste" of the fun adventures the cubs can have at their new level of the program.

Tell them to keep the passport around, and fill it out as they go, then bring the passport back to their den meetings (either over, or after, the Summer depending on how your pack operates) so the den leader can give them credit for the great, fun activities they've taken part in over the summer.

In particular, if they've completed an activity each month with the pack over the Summer, be sure to have them show it on their National Summertime Award page so they can get credit and receive this award at the September pack meeting.

Keep in mind that the Lion program has a limited amount of content in it. For this reason, this passport is smaller than the rest, so as to not have them show up in the fall having already done half of the program.

Name: _____

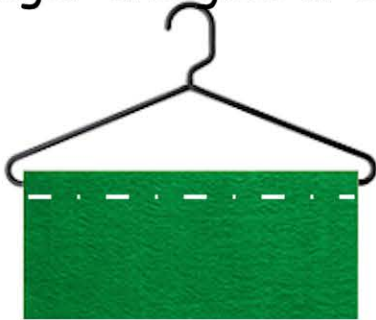


Lion SUMMER Passport

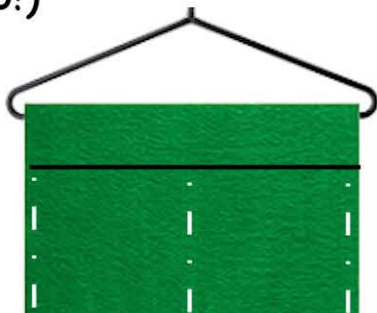


Hope you had
a GREAT
Summer!

Fold a little bit over the bottom
of the hanger and glue or sew
it down.



Fold the bottom part in half,
and glue or sew the sides
(not the top!)



Decorate it any way you want.



You can put your Lion shirt on
the hanger, hat through the
hook, and your Lion book in
your new Lion bag!

Water it a little bit every day, and watch to see if it sprouts!



Put the rocks, the soil, and your seeds in the pot. Add a little water, and put it where it can get sunshine.

My Garden

(Ready, Set, Grow)

Get mom or dad to help you.



You need a small pot, potting soil (or dirt), seeds, and a few small rocks.

August -

July -

June -



Summer Activity Award!

Ready to GO!

(I'll Do It Myself)

Get mom or dad to help you.

You need a hanger, and a big rectangle of felt as wide as the hanger, and a little bit taller.

